


¿cuántos niños hay en el mundo?








El Banco Mundial ha editado un informe con motivo del «Año Internacional del Niño»

Continentes y países

El «Atlas Mundial del Niño», editado por el Banco Mundial, estudia, por Continentes y Países, diversos aspectos de la población mundial de niños: «número de niños», «tasas de natalidad y número de nacimientos», «esperanza de vida al nacer», «tasas y número de niños en la fuerza de trabajo»; «tasas de matrícula en escuelas primarias y secundarias», «relación alumno-profesor en la educación primaria».

Seleccionamos solamente lo relativo a la «población de niños en 1975» y mantenemos los nombres de los países en inglés. El «PNB per capita» quiere decir el Producto Nacional Bruto de cada país correspondiente a cada individuo de su población total.

Region and country	GNP per capita (US\$)	Total population (000)	1975			2000	
			Children			Total population (000)	Children aged 0-14 (000)
			Aged 0-4 (000)	Aged 5-9 (000)	Aged 10-14 (000)		
							
NORTH AND CENTRAL AMERICA	1,007	704	500	400	355	6,963	2,741
Antigua	837	71	—	—	—	—	—
Bahamas	3,109	204	—	—	—	—	—
Barbados	1,434	246	25	27	31	285	70
Belize	666	140	—	—	—	—	—
Bermuda	6,771	53	—	—	—	—	—
Canada	6,925	22,830	1,998	1,886	2,317	31,613	7,774
Canal Zone	5,316	44	—	—	—	—	—
Costa Rica	959	1,965	289	271	289	3,695	1,258
Cuba	799	9,332	1,241	1,178	1,125	15,267	4,774
Dominica	557	75	—	—	—	—	—
Dominican Republic	722	4,695	894	741	617	11,762	5,226
El Salvador	458	4,006	712	612	536	8,803	3,635
Grenada	391	110	—	—	—	—	—
Guadeloupe	1,498	325	43	45	42	493	131
Guatemala	572	6,275	1,102	912	761	12,374	4,899
Haiti	185	4,584	682	609	562	7,045	2,511
Honduras	362	2,890	559	441	353	6,882	2,972
Jamaica	1,110	2,042	315	320	307	2,726	922
Martinique	2,352	325	45	46	42	485	131
Mexico	1,055	59,928	10,736	8,987	7,779	132,244	55,905
Netherlands Antilles	1,680	242	—	—	—	—	—
Nicaragua	701	2,261	440	354	299	5,154	2,271
Panama	1,290	1,668	266	237	213	3,230	1,206
Puerto Rico	2,303	3,090	331	359	358	3,723	909
St. Kitts-Nevis	637	49	—	—	—	—	—
St. Lucia	581	107	—	—	—	—	—
St. Vincent	416	90	—	—	—	—	—
Trinidad and Tobago	2,004	1,082	129	141	153	1,280	322
United States	7,118	213,540	16,733	17,287	20,026	264,430	59,693
Virgin Islands (US)	5,052	95	—	—	—	—	—








Region and country	GNP per capita (US\$)	1975				2000	
		Total population (000)	Children			Total population (000)	Children aged 0-14 (000)
			Aged 0-4 (000)	Aged 5-9 (000)	Aged 10-14 (000)		
							
AFRICA	267	4,137	889	678	565	8,581	3,661
Algeria	869	15,747	3,020	2,478	2,054	36,663	15,164
Angola	371	5,470	960	725	617	12,462	5,572
Benin	127	3,110	585	457	369	5,921	2,433
Botswana	348	666	118	95	93	1,429	630
Burundi	109	3,732	668	509	431	7,280	3,102
Cameroon	276	7,435	1,154	946	877	11,583	4,898
Cape Verde	262	290	39	49	39	432	121
Central African Empire	218	1,787	297	248	207	3,360	1,430
Chad	115	4,035	663	498	471	6,912	2,783
Comoros	200	333	60	46	39	475	143
Congo, People's Republic of the	505	1,329	232	180	151	2,720	1,204
Djibouti	1,937	105	—	—	—	—	—
Egypt, Arab Republic of	256	37,230	5,625	4,955	4,561	64,588	22,110
Equatorial Guinea	317	320	46	38	34	497	185
Ethiopia	98	27,950	5,094	3,855	3,247	53,665	24,043
Gabon	2,537	536	67	54	49	660	210
Gambia, The	181	519	86	69	57	852	335
Ghana	593	9,870	1,855	1,427	1,408	21,164	9,490
Guinea	135	5,540	980	773	637	8,455	3,591
Guinea-Bissau	123	530	81	65	52	842	325
Ivory Coast	541	6,700	1,184	935	769	9,617	4,110
Kenya	222	13,350	2,600	1,977	1,629	31,020	14,361
Lesotho	160	1,217	190	146	130	2,027	794
Liberia	411	1,549	263	205	172	3,219	1,337
Libya	5,533	2,442	434	351	298	4,737	1,923
Madagascar	195	8,833	1,698	1,252	1,048	17,782	8,309
Malawi	132	5,044	913	742	634	9,540	4,106
Mali	94	5,697	1,051	789	666	11,257	5,102
Mauretania	320	1,322	222	178	155	2,281	960
Mauritius	609	883	98	116	115	1,257	320
Morocco	471	16,680	3,051	2,517	2,276	35,904	14,217
Mozambique	177	9,240	1,549	1,255	1,180	17,649	7,611
Namibia	979	880	198	157	133	1,321	827
Niger	130	4,592	883	661	548	9,568	4,468
Nigeria	341	75,023	13,946	10,777	9,134	134,924	62,488
Reunion	1,199	500	69	77	67	732	195
Rhodesia	549	6,310	1,220	902	879	15,147	7,037
Rwanda	103	4,137	781	543	479	8,707	3,902
Sao Tome and Principe	464	80	—	—	—	—	—
Senegal	360	5,000	895	695	583	8,171	3,452
Seychelles	579	57	—	—	—	—	—
Sierra Leone	203	2,982	518	409	347	5,716	2,385
Somalia	108	3,180	568	428	435	6,544	2,894
South Africa	1,267	25,470	4,473	2,866	3,080	49,951	20,765
Sudan	267	15,550	2,842	2,337	1,884	38,977	16,284
Swaziland	439	494	93	68	88	941	390
Tanzania	166	14,738	2,854	2,205	1,824	34,045	15,525
Togo	254	2,220	423	324	265	4,640	2,058
Tunisia	731	5,594	902	806	775	10,853	4,085
Uganda	232	11,556	2,105	1,644	1,354	24,160	10,440
Upper Volta	106	6,032	1,082	841	695	10,969	4,648
Zaire	139	24,721	4,328	3,586	3,004	49,450	21,650
Zambia	424	4,920	974	725	648	11,566	5,526








MUCHACHITA DE HONG - KONG LLEVANDO A SUS ESPALDAS A SU HERMANO PEQUEÑO



EN UNA ALDEA SITUADA AL NORTE DE CHIANG MAI, ENTRE LOS MEOS (TAILANDIA)



Region and country	GNP per capita (US\$)	Total population (000)	1975			2000	
			Children			Total population (000)	Children aged 0-14 (000)
			Aged 0-4 (000)	Aged 5-9 (000)	Aged 10-14 (000)		
							
ASIA	642	8,190	2,036	1,729	1,489	22,054	7,816
Afghanistan	151	13,700	2,483	1,984	1,589	36,654	15,151
Bahrain	2,207	260	—	—	—	—	—
Bangladesh	93	78,600	13,990	11,941	10,409	144,347	59,809
Bhutan	70	1,176	197	161	138	2,145	849
Brunei	6,101	155	—	—	—	—	—
Burma	110	30,170	4,817	4,053	3,460	54,902	20,152
China, People's Republic of	383	822,800	98,571	90,960	85,424	1,147,987	290,283
China, Republic of	931	16,000	—	—	—	—	—
Hong Kong	1,762	4,367	396	437	544	5,625	1,316
India	141	608,072	97,756	83,301	75,105	1,059,429	369,183
Iran	1,663	33,390	6,092	4,930	4,229	66,593	26,280
Iraq	1,249	11,120	2,094	1,691	1,399	24,445	10,131
Israel	3,794	3,469	438	368	332	5,566	1,535
Japan	4,448	111,570	10,189	8,891	8,260	132,929	26,647
Jordan	458	2,700	506	412	339	5,889	2,438
Kampuchea, Democratic	—	8,110	—	—	—	15,819	6,219
Korea, Democratic People's Republic of	448	15,848	2,450	2,208	1,938	27,457	9,064
Korea, Republic of	563	35,280	4,565	4,381	4,050	51,998	15,132
Kuwait	15,192	1,005	211	149	114	3,183	1,412
Lao People's Democratic Republic	94	3,200	531	440	375	5,725	2,169
Lebanon	1,070	3,164	533	433	403	6,118	2,451
Macao	780	277	—	—	—	—	—
Malaysia	759	12,308	2,036	1,751	1,619	22,054	7,327
Maldives	107	118	—	—	—	—	—
Mongolia	863	1,446	241	216	176	2,701	948
Nepal	106	12,587	2,069	1,729	1,489	23,196	9,276
Oman	2,319	773	—	—	—	—	—
Pakistan	163	69,229	13,031	10,390	8,795	146,924	59,716
Philippines	377	42,231	7,781	6,369	5,237	89,707	33,827
Qatar	10,975	200	—	—	—	—	—
Saudi Arabia	3,705	8,970	1,657	1,287	1,066	18,600	7,816
Singapore	2,446	2,250	222	234	280	3,127	733
Sri Lanka	187	13,603	1,766	1,878	1,658	21,339	5,818
Syrian Arab Republic	720	7,410	1,341	1,105	924	15,824	6,579
Thailand	349	41,870	7,630	6,257	5,309	85,618	32,604
United Arab Emirates	13,599	653	—	—	—	—	—
Viet Nam	187	20,920	—	—	—	32,661	12,399
Yemen Arab Republic	185	6,545	1,206	937	780	13,753	5,770
Yemen, People's Democratic Republic of	247	1,677	309	240	200	3,425	1,437

Region and country	GNP per capita (US\$)	Total population (000)	1975			2000	
			Children			Total population (000)	Children aged 0-14 (000)
			Aged 0-4 (000)	Aged 5-9 (000)	Aged 10-14 (000)		
							
SOUTH AMERICA	988	7,069	1,252	1,138	1,068	15,064	5,090
Argentina	1,550	25,383	2,562	2,376	2,298	32,861	8,226
Bolivia	363	5,634	958	782	679	10,268	4,162
Brazil	1,028	107,145	17,278	14,773	12,920	212,507	79,269
Chile	988	10,253	1,250	1,184	1,227	15,355	4,348
Colombia	578	23,576	4,101	3,605	3,077	51,464	18,758
Ecuador	591	7,069	1,253	1,092	909	14,773	5,833
French Guiana	1,684	56	—	—	—	—	—
Guyana	582	770	113	116	108	1,257	361
Paraguay	575	2,553	440	383	329	5,274	2,094
Peru	758	15,387	2,630	2,266	1,885	30,561	11,917
Suriname	1,369	368	68	61	54	904	373
Uruguay	1,302	2,764	264	263	252	3,861	941
Venezuela	2,278	11,993	1,914	1,762	1,654	23,552	8,451










NIÑA FELIZ, EN NANKING










UNA NIÑA DE LA ESTIRPE MEDO, EN THAILANDIA



EN UNA ESCUELA DE CALI, COLOMBIA.

Region and country 	1975					2000	
	GNP per capita (US\$)	Total population (000)	Children			Total population (000)	Children aged 0-14 (000)
			Aged 0-4 (000)	Aged 5-9 (000)	Aged 10-14 (000)		
							
EUROPE	3,019	8,722	735	746	750	10,409	2,249
Albania	508	2,404	363	313	304	4,263	1,325
Austria	4,874	7,520	531	606	640	8,118	1,737
Belgium	6,273	9,799	706	715	786	10,781	2,258
Bulgaria	2,412	8,722	673	639	626	10,036	2,239
Channel Islands	3,019	127	—	—	—	—	—
Cyprus	1,237	630	64	63	65	846	199
Czechoslovakia	3,611	14,802	1,193	1,076	1,099	16,807	3,769
Denmark	6,808	5,060	345	389	395	5,361	1,080
Faeroe Islands	5,027	40	—	—	—	—	—
Finland	5,419	4,710	296	347	384	4,747	850
France	5,950	52,790	4,323	4,203	4,253	62,131	13,354
German Democratic Republic	3,907	16,850	1,131	1,208	1,398	18,233	3,678
Germany, Federal Republic of	6,671	61,830	3,661	4,743	5,064	66,242	13,568
Gibraltar	2,989	29	—	—	—	—	—
Greece	2,343	9,101	652	772	703	9,622	2,003
Greenland	4,673	48	—	—	—	—	—
Hungary	2,153	10,541	764	709	642	11,069	2,164
Iceland	5,933	223	21	22	24	278	65
Ireland	2,356	3,130	327	309	313	4,002	1,071
Isle of Man	1,965	60	—	—	—	—	—
Italy	2,806	55,810	4,285	4,566	4,530	60,876	12,858
Luxembourg	6,017	358	23	24	27	353	71
Malta	1,393	328	27	24	30	336	71
Netherlands	5,755	13,650	1,106	1,190	1,219	16,010	3,501
Norway	6,760	4,010	324	329	311	4,483	974
Poland	2,596	34,022	2,697	2,537	2,789	39,846	8,272
Portugal	1,572	9,577	801	836	916	9,918	2,265
Romania	1,245	21,245	1,901	2,022	1,418	25,758	6,218
Spain	2,748	35,348	3,178	3,163	3,197	44,924	11,418
Sweden	8,150	8,200	575	583	562	9,390	1,947
Switzerland	8,413	6,400	457	483	505	7,366	1,465
Turkey	896	40,198	6,494	5,461	4,798	72,588	25,850
USSR	2,553	254,393	21,487	20,233	23,864	315,027	74,246
United Kingdom	3,783	55,960	4,370	4,469	4,619	62,794	14,816
Yugoslavia	1,549	21,350	1,822	1,812	1,853	25,653	5,872

Region and country 	1975					2000	
	GNP per capita (US\$)	Total population (000)	Children			Total population (000)	Children aged 0-14 (000)
			Aged 0-4 (000)	Aged 5-9 (000)	Aged 10-14 (000)		
							
OCEANIA AND INDONESIA	1,075	138	—	—	—	—	—
American Samoa	5,383	29	—	—	—	—	—
Australia	5,704	13,500	1,370	1,207	1,241	20,245	5,295
Fiji	1,089	569	66	74	77	847	207
French Polynesia	2,771	138	—	—	—	—	—
Gilbert and Ellice Islands ⁽¹⁾	1,075	53	—	—	—	—	—
Guam	5,621	108	—	—	—	—	—
Indonesia	220	132,112	22,326	18,924	16,518	237,507	83,160
New Caledonia	4,460	135	—	—	—	—	—
New Hebrides	479	97	—	—	—	—	—
New Zealand	4,278	3,070	323	300	308	4,267	1,198
Pacific Islands, US Trust Territory of the	994	116	—	—	—	—	—
Papua New Guinea	469	2,756	445	381	332	5,039	1,966
Solomon Islands	255	190	—	—	—	—	—
Tonga	414	99	—	—	—	—	—
Western Samoa	319	152	—	—	—	—	—



NIÑOS DE ANTI-GUA, INDIA OCCIDENTAL



UNA NIÑA DE LAS CERCANIAS DE JAIPUR, INDIA



MONJE NIÑO DE UN MONASTERIO DE BANGKOK